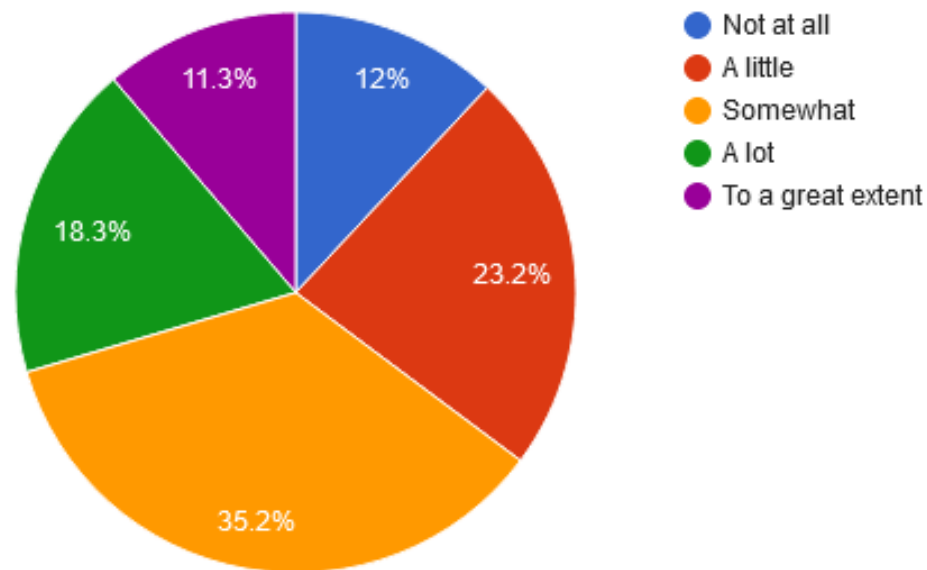


**1. To what extent does your law enforcement agency develop relationships with community members (e.g., residents, organizations, and groups)?**

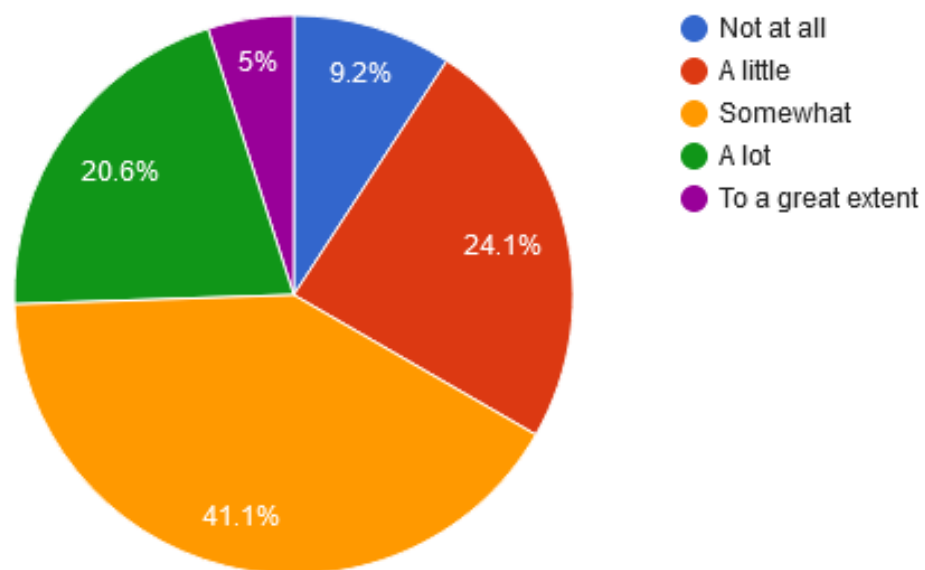
Answered: 142 Skipped: 0 Left Blank: 1



ANSWER CHOICES	RESPONSES	
Not at all	11.97%	17
A little	23.24%	33
Somewhat	35.21%	50
A lot	18.31%	26
To a great extent	11.27%	16
<b>TOTAL</b>		<b>142</b>

**2. To what extent does your law enforcement agency regularly communicate with community members (e.g., websites, e-mails, or public meetings)?**

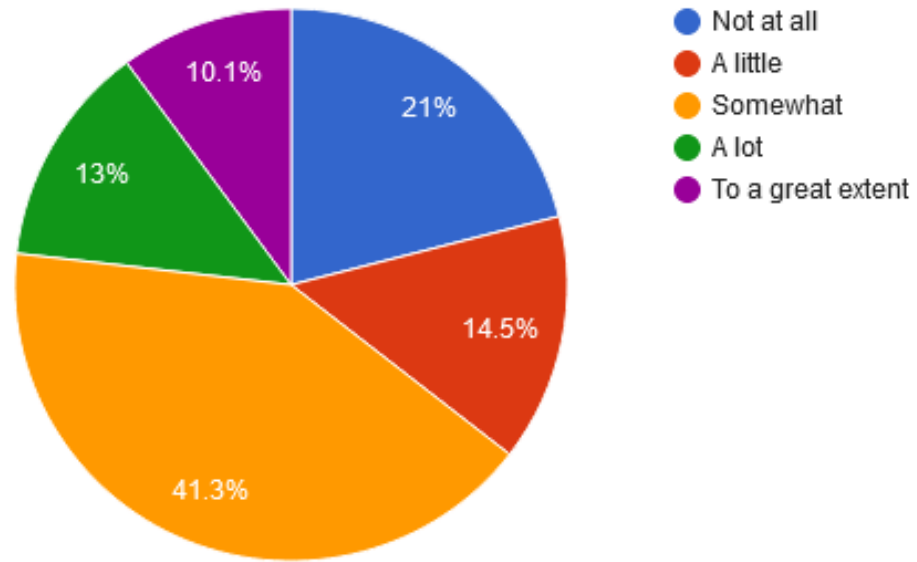
Answered: 141 Skipped: 0 Left Blank: 2



ANSWER CHOICES	RESPONSES	
Not at all	9.22%	13
A little	24.11%	34
Somewhat	41.13%	58
A lot	20.57%	29
To a great extent	4.96%	7
<b>TOTAL</b>		<b>141</b>

**3. To what extent does your law enforcement agency make it easy for community members to provide input (e.g., comments, suggestions, and concerns)?**

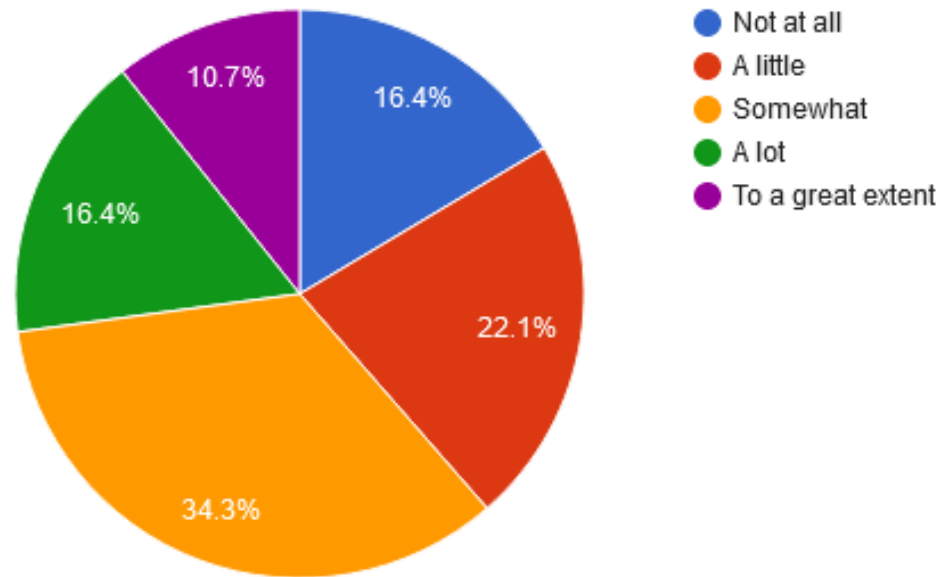
Answered: 138 Skipped: 0 Left Blank: 5



ANSWER CHOICES	RESPONSES	
Not at all	21.01%	29
A little	14.49%	20
Somewhat	41.30%	57
A lot	13.04%	18
To a great extent	10.14%	14
<b>TOTAL</b>		<b>138</b>

#### 4. To what extent does your law enforcement agency work together with community members to solve local problems?

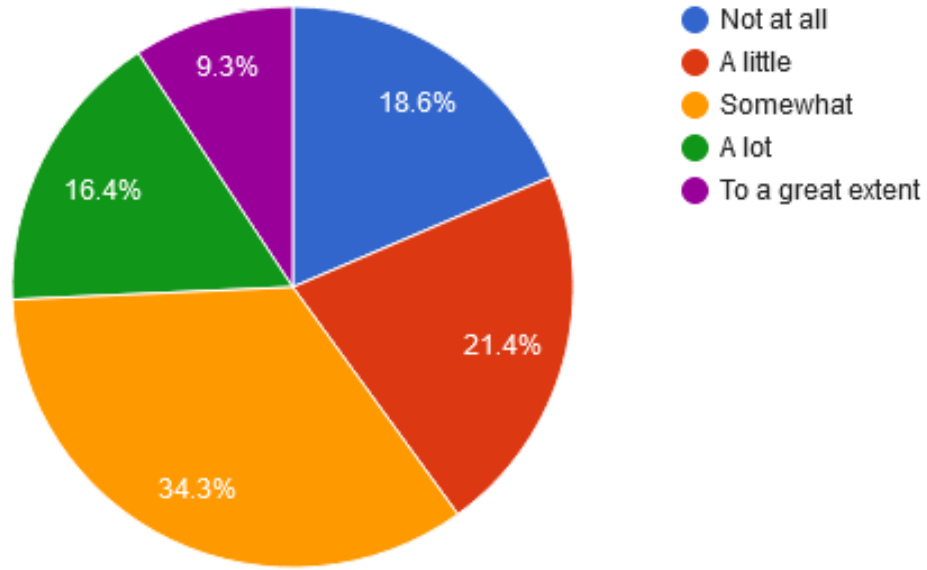
Answered: 140 Skipped: 0 Left Blank: 3



ANSWER CHOICES	RESPONSES	
Not at all	16.43%	23
A little	22.14%	31
Somewhat	34.29%	48
A lot	16.43%	23
To a great extent	10.71%	15
<b>TOTAL</b>		<b>140</b>

**5. Based on the definition provided above, to what extent do you think your law enforcement agency practices community policing?**

Answered: 140 Skipped: 0 Left Blank: 3



ANSWER CHOICES	RESPONSES	
Not at all	18.57%	26
A little	21.43%	30
Somewhat	34.29%	48
A lot	16.43%	23
To a great extent	9.29%	13
<b>TOTAL</b>		<b>140</b>

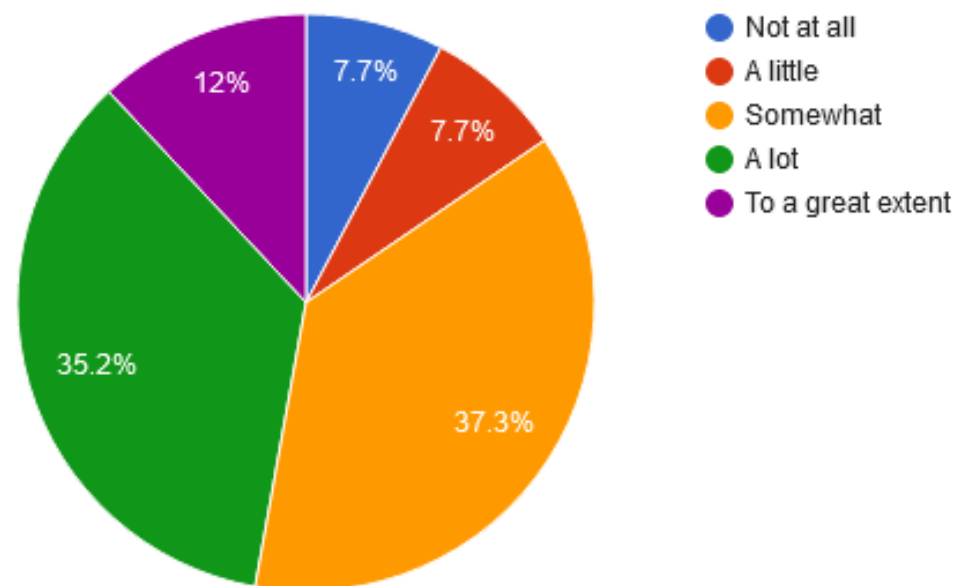
## 6. Please select the three (3) issues you think are the greatest problems in your community

ANSWER CHOICES	RESPONSES	
Burglaries/thefts (auto)	8.91%	36
Burglaries/thefts (residential)	7.92%	32
Child abuse	1.98%	8
Child sexual predators/Internet safety	3.71%	15
Disorderly conduct/public intoxication/noise violations	1.24%	5
Disorderly youth (e.g., cruising or gathering)	1.24%	5
Domestic violence (adult)	4.70%	19
Driving under the influence (i.e., alcohol or drugs)	2.97%	12
Drug abuse (e.g., manufacture, sale, or use of illegal/prescription drugs)	28.71%	116
Fraud/identity theft	0.50%	2
Gang activity	6.19%	25
Gun violence	3.47%	14
Hate crimes	0.74%	3
Homeland security problems	0.00%	0
Homeless or transient-related problems (panhandling)	9.65%	39
Homicide	0.74%	3
Mugging	0.00%	0
Physical assault	1.49%	6
Prostitution	0.74%	3

School safety (e.g., bullying, fighting, or weapons)	5.20%	21
Sexual assault/rape (adult)	0.00%	0
Traffic issues/residential speeding	8.66%	35
Underage drinking	0.74%	3
Vandalism/graffiti	0.50%	2
<b>TOTAL</b>		<b>404 (140 answered)</b>

### 7. To what extent do you feel safe in your community when you are outside alone during the day?

Answered: 142 Skipped: 0 Left Blank: 1

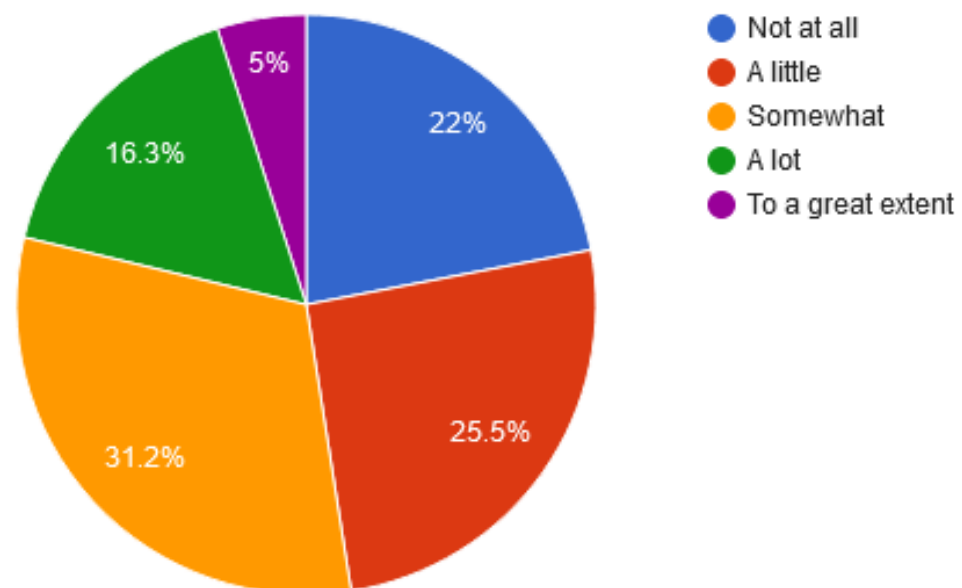


ANSWER CHOICES	RESPONSES	
Not at all	7.75%	11
A little	7.75%	11
Somewhat	37.32%	53
A lot	35.21%	50
To a great extent	11.97%	17
<b>TOTAL</b>		<b>142</b>



### 8. To what extent do you feel safe in your community when you are outside alone at night?

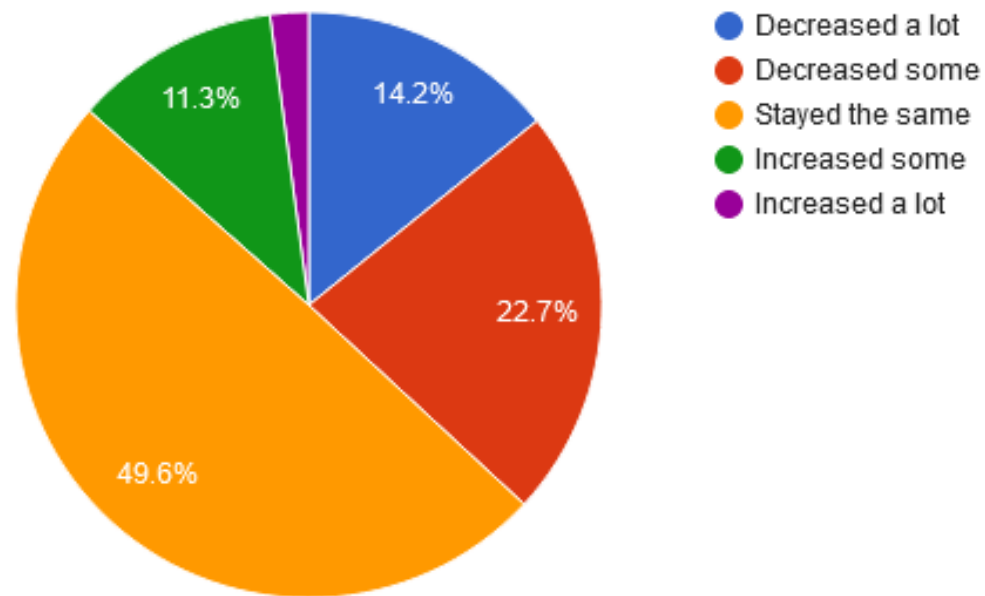
Answered: 141 Skipped: 0 Left Blank: 2



ANSWER CHOICES	RESPONSES	
Not at all	21.99%	31
A little	25.53%	36
Somewhat	31.21%	44
A lot	16.31%	23
To a great extent	4.96%	7
<b>TOTAL</b>		<b>141</b>

**9. Over the last 12 months, to what extent have your feelings of safety in your community increased, decreased, or stayed the same?**

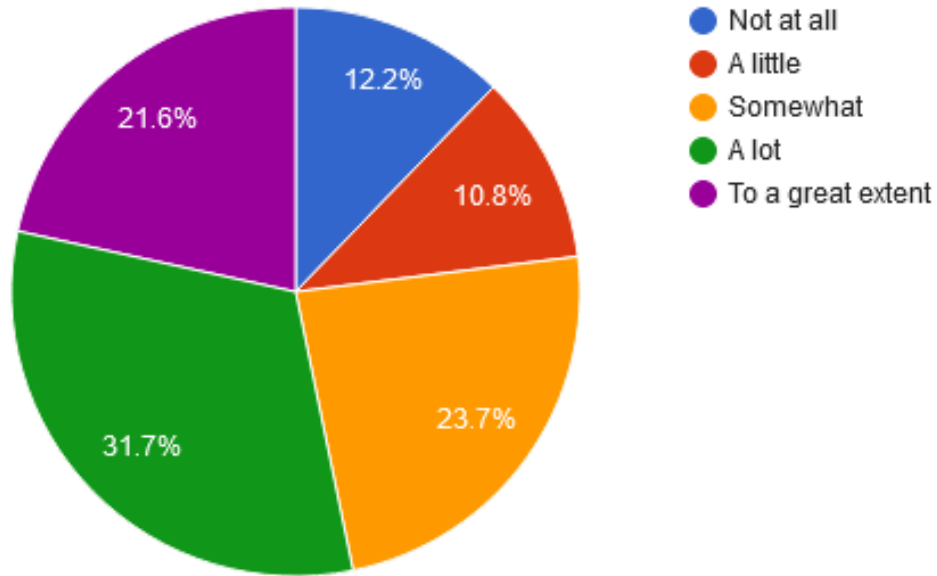
Answered: 141 Skipped: 0 Left Blank: 2



ANSWER CHOICES	RESPONSES	
Decreased a lot	14.18%	20
Decreased some	22.70%	32
Stayed the same	49.65%	70
Increased some	11.35%	16
Increased a lot	2.13%	3
<b>TOTAL</b>		<b>141</b>

**10. To what extent do officers in your law enforcement agency treat people fairly?**

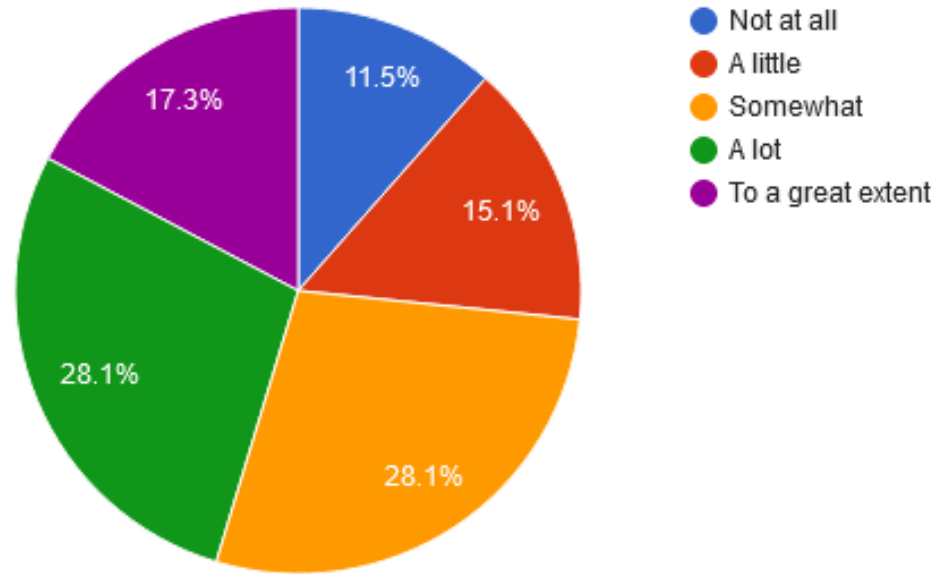
Answered: 139 Skipped: 0 Left Blank: 4



ANSWER CHOICES	RESPONSES	
Not at all	12.23%	17
A little	10.79%	15
Somewhat	23.74%	33
A lot	31.65%	44
To a great extent	21.58%	30
<b>TOTAL</b>		<b>139</b>

**11. To what extent do officers in your law enforcement agency show concern for community members?**

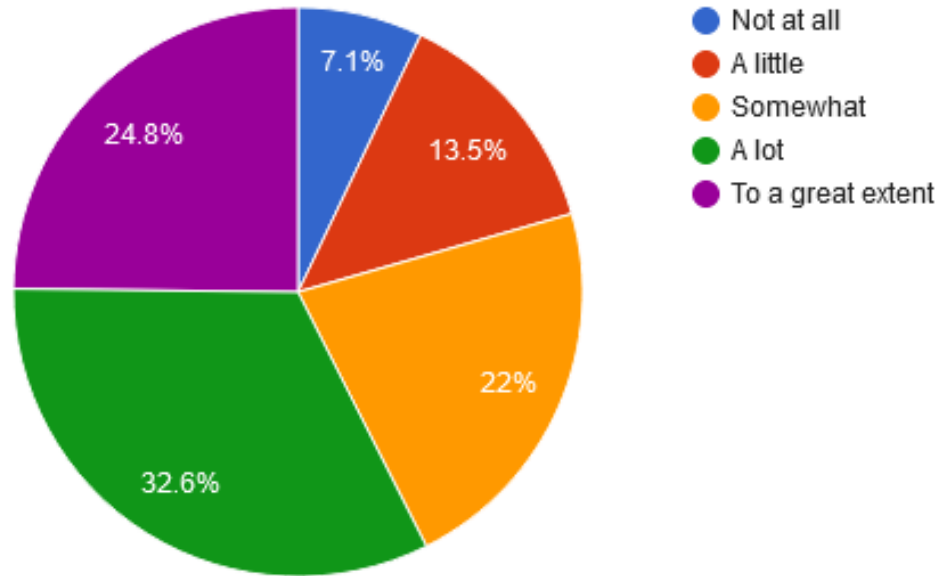
Answered: 139 Skipped: 0 Left Blank: 4



ANSWER CHOICES	RESPONSES	
Not at all	11.51%	16
A little	15.11%	21
Somewhat	28.06%	39
A lot	28.06%	39
To a great extent	17.27%	24
<b>TOTAL</b>		<b>139</b>

## 12. To what extent are officers in your law enforcement agency respectful?

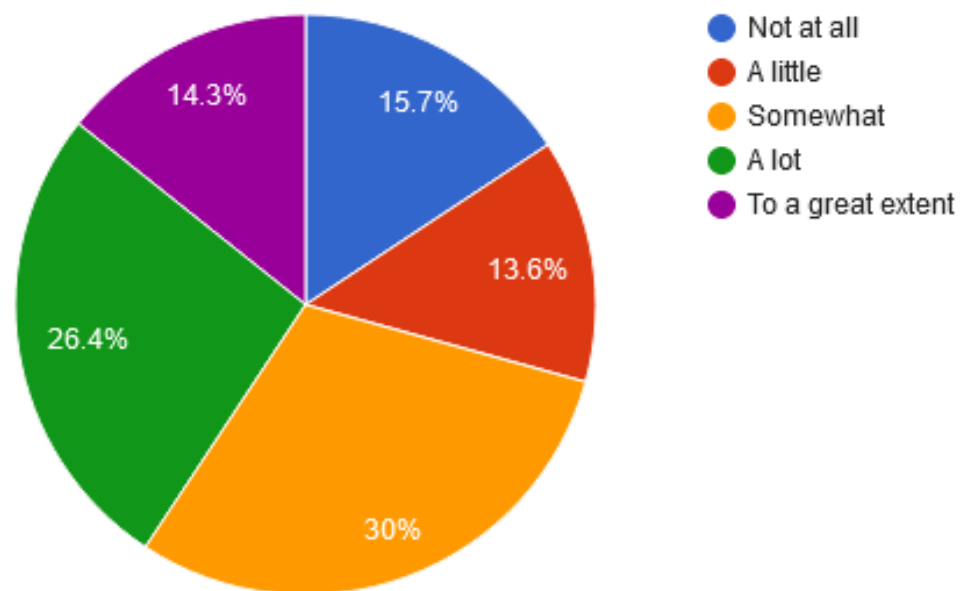
Answered: 141 Skipped: 0 Left Blank: 2



ANSWER CHOICES	RESPONSES	
Not at all	7.09%	10
A little	13.48%	19
Somewhat	21.99%	31
A lot	32.62%	46
To a great extent	24.82%	35
<b>TOTAL</b>		<b>141</b>

### 13. To what extent is your law enforcement agency responsive to the concerns of community members?

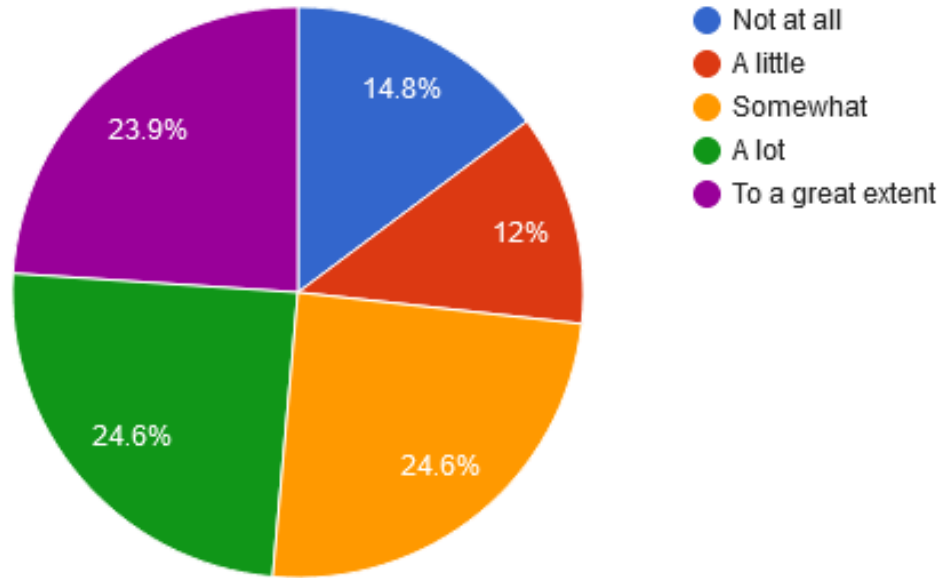
Answered: 140 Skipped: 0 Left Blank: 3



ANSWER CHOICES	RESPONSES	
Not at all	15.71%	22
A little	13.57%	19
Somewhat	30.00%	42
A lot	26.43%	37
To a great extent	14.29%	20
<b>TOTAL</b>		<b>140</b>

#### 14. To what extent do you trust your law enforcement agency?

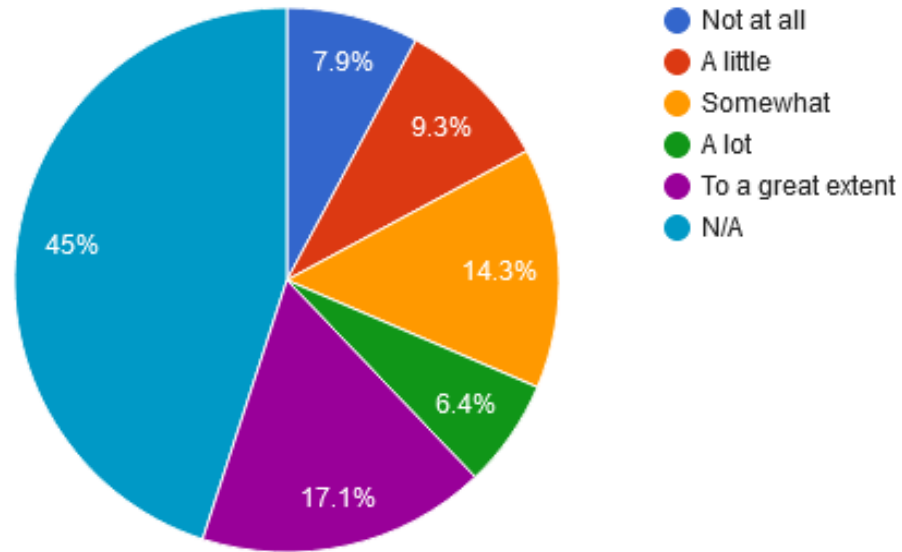
Answered: 142 Skipped: 0 Left Blank: 1



ANSWER CHOICES	RESPONSES	
Not at all	14.79%	21
A little	11.97%	17
Somewhat	24.65%	35
A lot	24.65%	35
To a great extent	23.94%	34
<b>TOTAL</b>		<b>142</b>

**15. If you had contact with an officer in your law enforcement agency during the past 12 months, to what extent did the officer sufficiently explain his or her actions and procedures?**

Answered: 140 Skipped: 0 Left Blank: 3

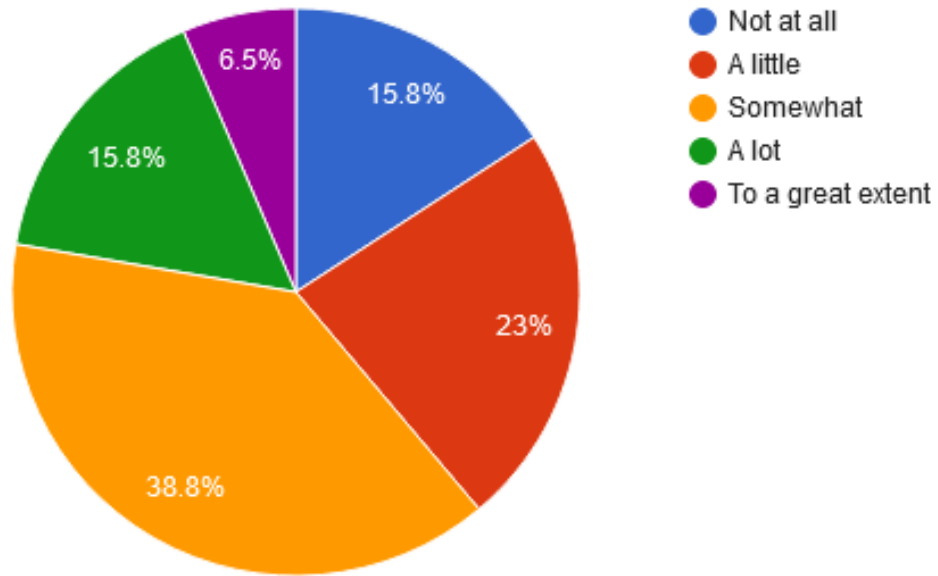


ANSWER CHOICES	RESPONSES	
Not at all	7.86%	11
A little	9.29%	13
Somewhat	14.29%	20
A lot	6.43%	9
To a great extent	17.14%	24
N/A	45.00%	63
<b>TOTAL</b>		<b>140</b>



**16. To what extent is your law enforcement agency effective at proactively preventing crime?**

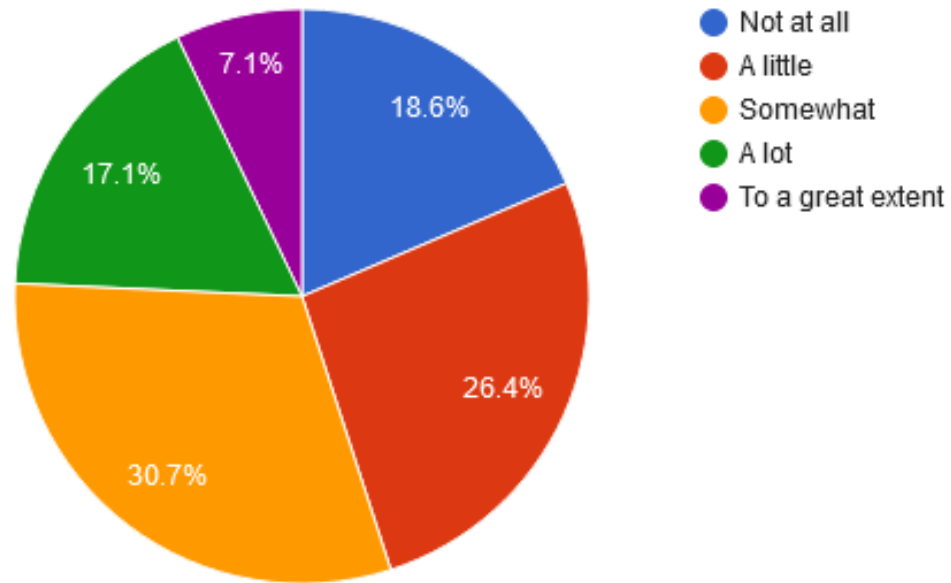
Answered: 139 Skipped: 0 Left Blank: 4



ANSWER CHOICES	RESPONSES	
Not at all	15.83%	22
A little	23.02%	32
Somewhat	38.85%	54
A lot	15.83%	22
To a great extent	6.47%	9
<b>TOTAL</b>		<b>139</b>

**17. To what extent is your law enforcement agency addressing the problems that really concern you?**

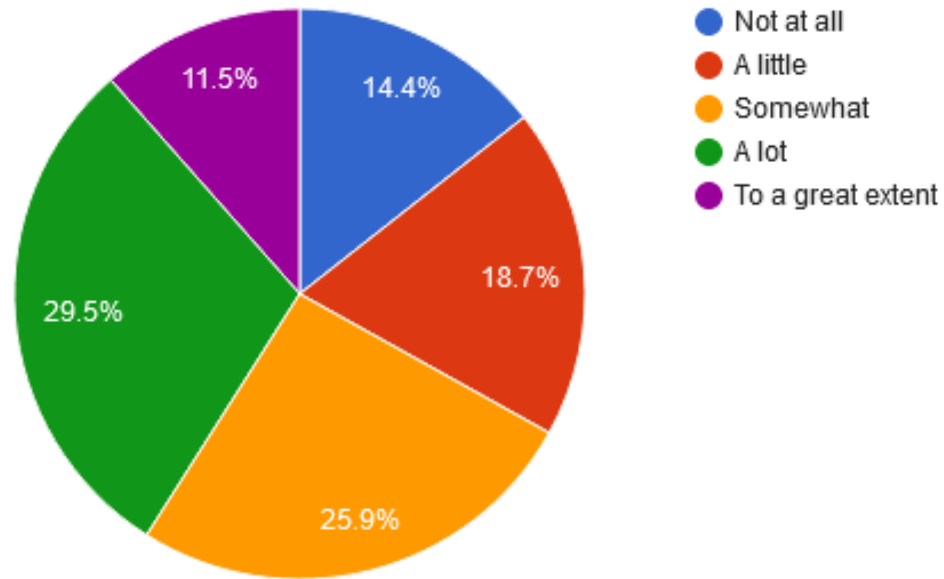
Answered: 140 Skipped: 0 Left Blank: 3



ANSWER CHOICES	RESPONSES	
Not at all	18.57%	26
A little	26.43%	37
Somewhat	30.71%	43
A lot	17.14%	24
To a great extent	7.14%	10
<b>TOTAL</b>		<b>140</b>

**18. To what extent are you satisfied with the overall performance of your law enforcement agency?**

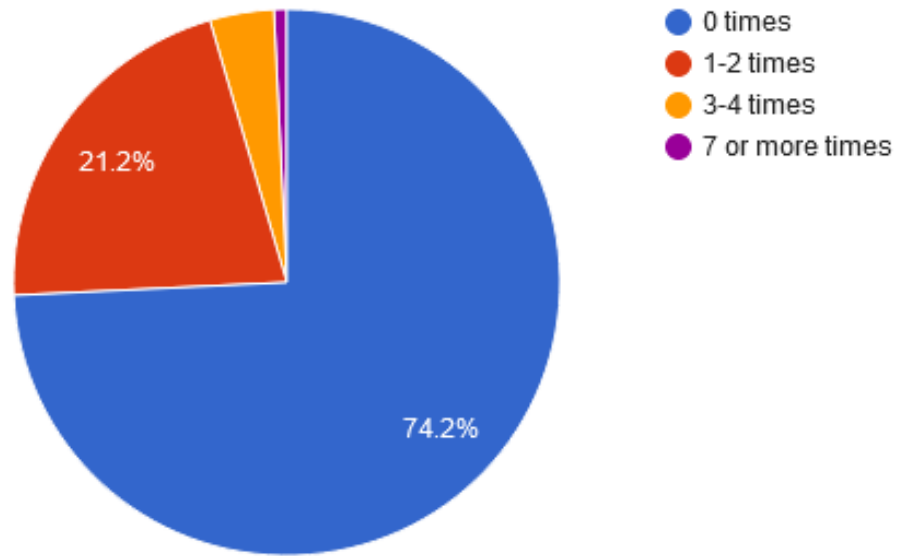
Answered: 139 Skipped: 0 Left Blank: 4



ANSWER CHOICES	RESPONSES	
Not at all	14.39%	20
A little	18.71%	26
Somewhat	25.90%	36
A lot	29.50%	41
To a great extent	11.51%	16
<b>TOTAL</b>		<b>139</b>

**19. How many times in the past 12 months have you had contact with your law enforcement agency for traffic issues (e.g., citation, warning, or vehicle crash)?**

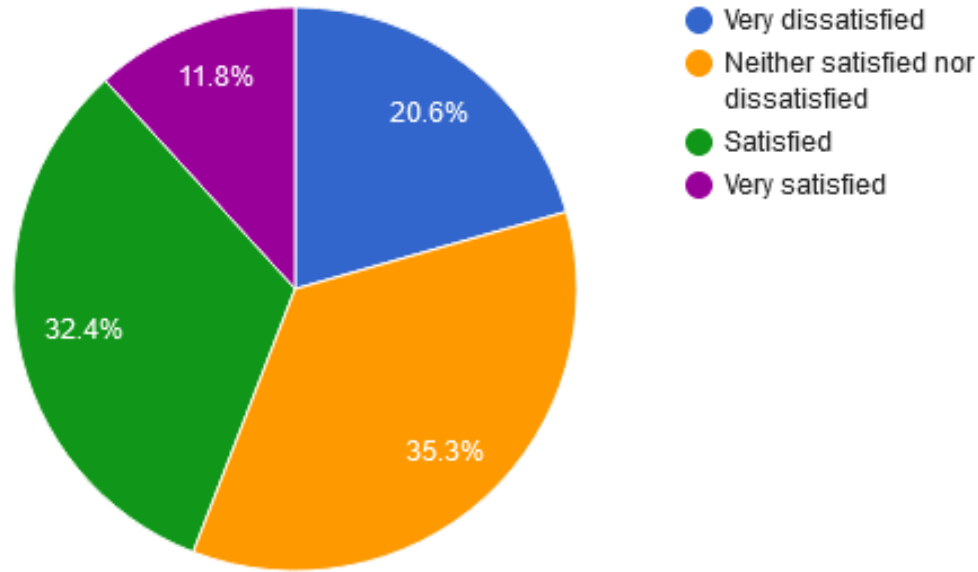
Answered: 142 Skipped: 0 Left Blank: 1



ANSWER CHOICES	RESPONSES	
0 times	69.01%	98
1-2 times	19.72%	28
3-4 times	3.52%	5
5-6 times	0.00%	0
7 or more times	0.70%	1
<b>TOTAL</b>		<b>142</b>

**20. To what extent are you satisfied with your interaction(s) with your law enforcement agency for traffic issues?**

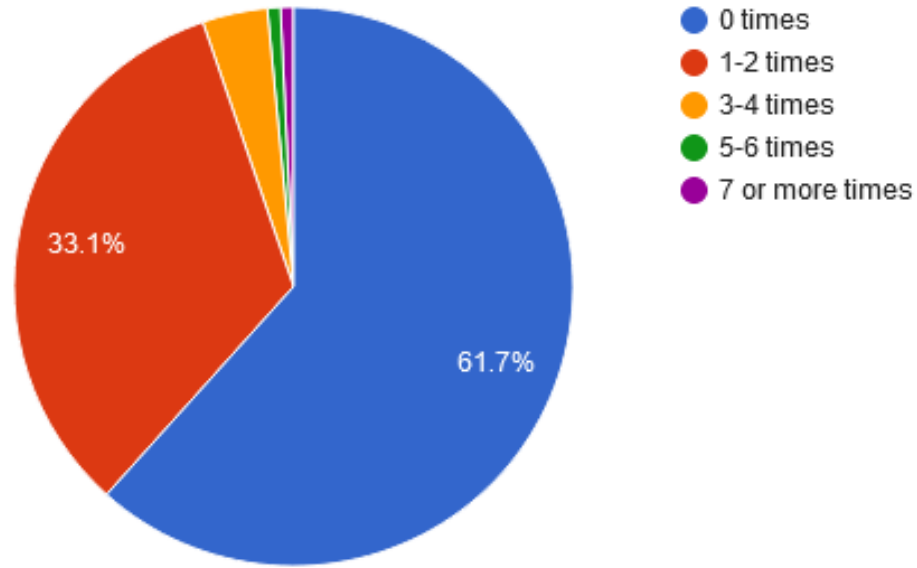
Answered: 34 Skipped: 99 Left Blank: 10



ANSWER CHOICES	RESPONSES	
Very dissatisfied	20.59%	7
Dissatisfied	0.00%	0
Neither satisfied nor dissatisfied	35.29%	12
Satisfied	32.35%	11
Very satisfied	11.76%	4
<b>TOTAL</b>		<b>34</b>

**21. How many times in the past 12 months have you had contact with your law enforcement agency for 911 emergency calls?**

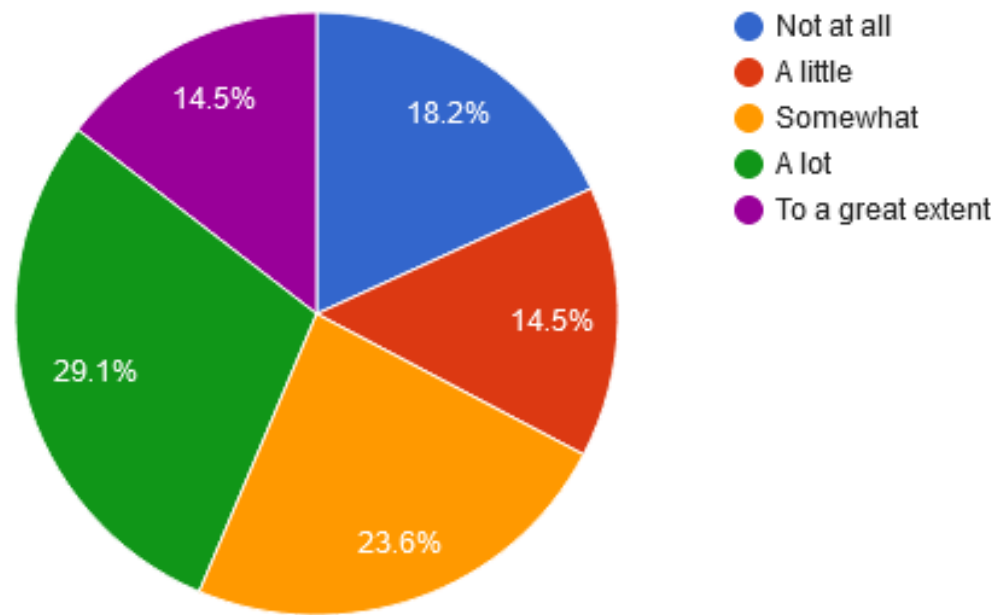
Answered: 141 Skipped: 0 Left Blank: 2



ANSWER CHOICES	RESPONSES	
0 times	58.16%	82
1-2 times	31.21%	44
3-4 times	3.55%	5
5-6 times	0.71%	1
7 or more times	0.71%	1
<b>TOTAL</b>		<b>141</b>

**22. To what extent are you satisfied with your interaction(s) with your law enforcement agency for 911 emergency calls?**

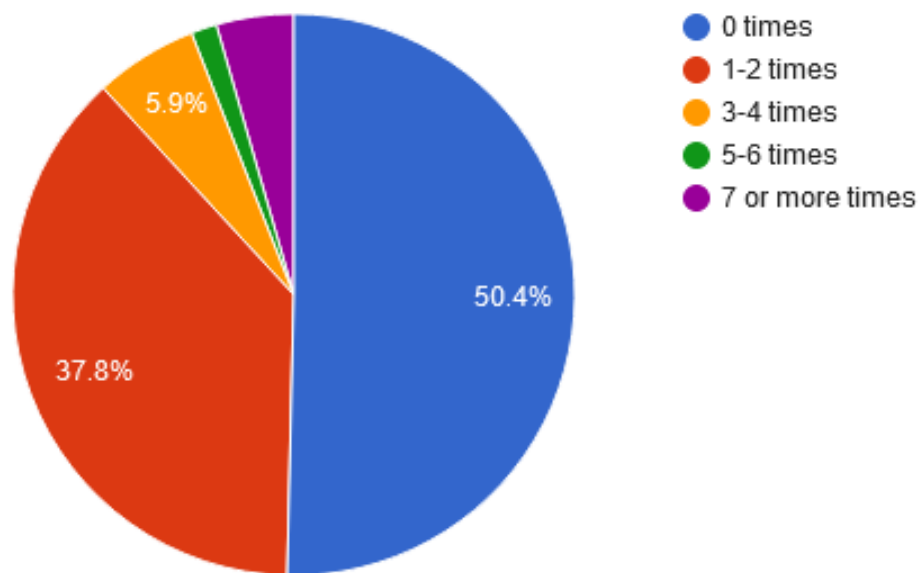
Answered: 55   Skipped: 82   Left Blank: 6



ANSWER CHOICES	RESPONSES	
Not at all	18.18%	10
A little	14.55%	8
Somewhat	23.64%	13
A lot	29.09%	16
To a great extent	14.55%	8
<b>TOTAL</b>		<b>55</b>

**23. How many times in the past 12 months have you had contact with your law enforcement agency for non-emergency calls (e.g., to report a crime or suspicious activity)?**

Answered: 140 Skipped: 0 Left Blank: 3

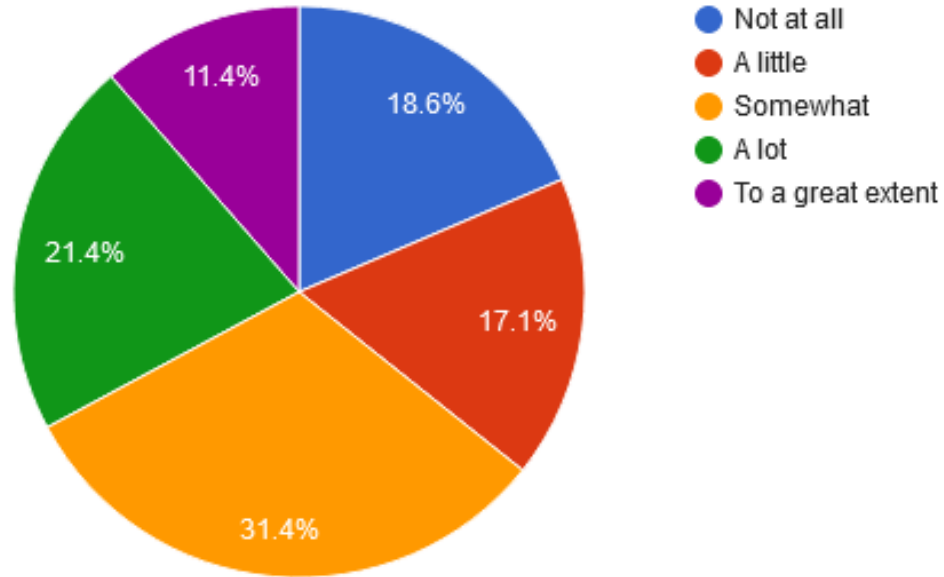


ANSWER CHOICES	RESPONSES	
0 times	48.57%	68
1-2 times	36.43%	51
3-4 times	5.71%	8
5-6 times	1.43%	2
7 or more times	4.29%	6
<b>TOTAL</b>		<b>140</b>



**24. To what extent are you satisfied with your interaction(s) with your law enforcement agency for non-emergency calls?**

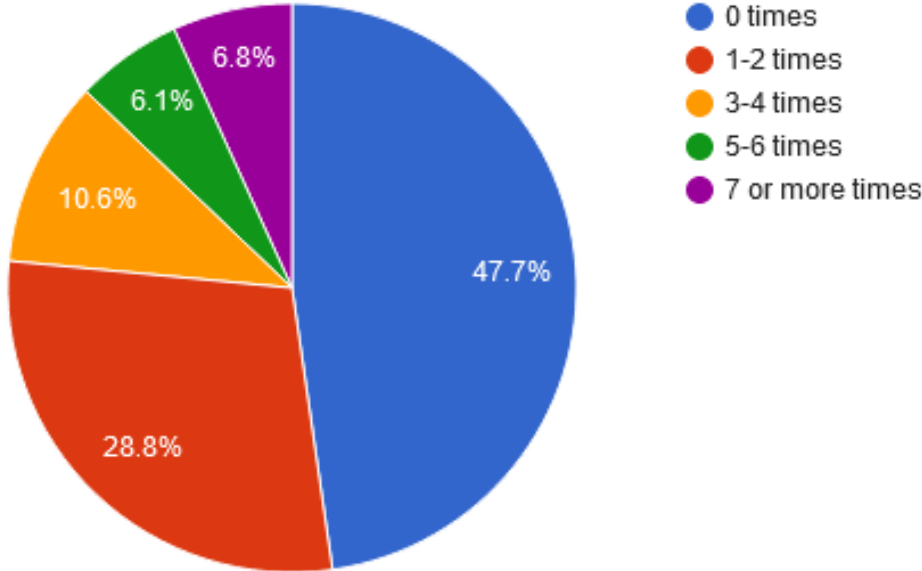
Answered: 70 Skipped: 68 Left Blank: 5



ANSWER CHOICES	RESPONSES	
Not at all	18.57%	13
A little	17.14%	12
Somewhat	31.43%	22
A lot	21.43%	15
To a great extent	11.43%	8
<b>TOTAL</b>		<b>70</b>

**25. How many times in the past 12 months have you had contact with your law enforcement agency for other contacts or interactions (e.g., attend a community meeting or talk to an officer on patrol)?**

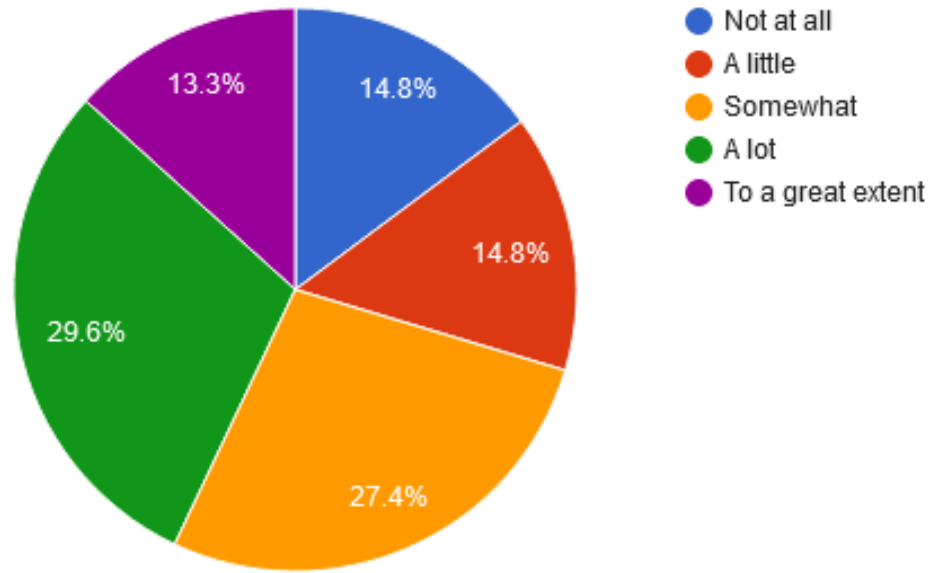
Answered: 139 Skipped: 0 Left Blank: 4



ANSWER CHOICES	RESPONSES	
0 times	45.32%	63
1-2 times	27.34%	38
3-4 times	10.07%	14
5-6 times	5.76%	8
7 or more times	6.47%	9
<b>TOTAL</b>		<b>139</b>

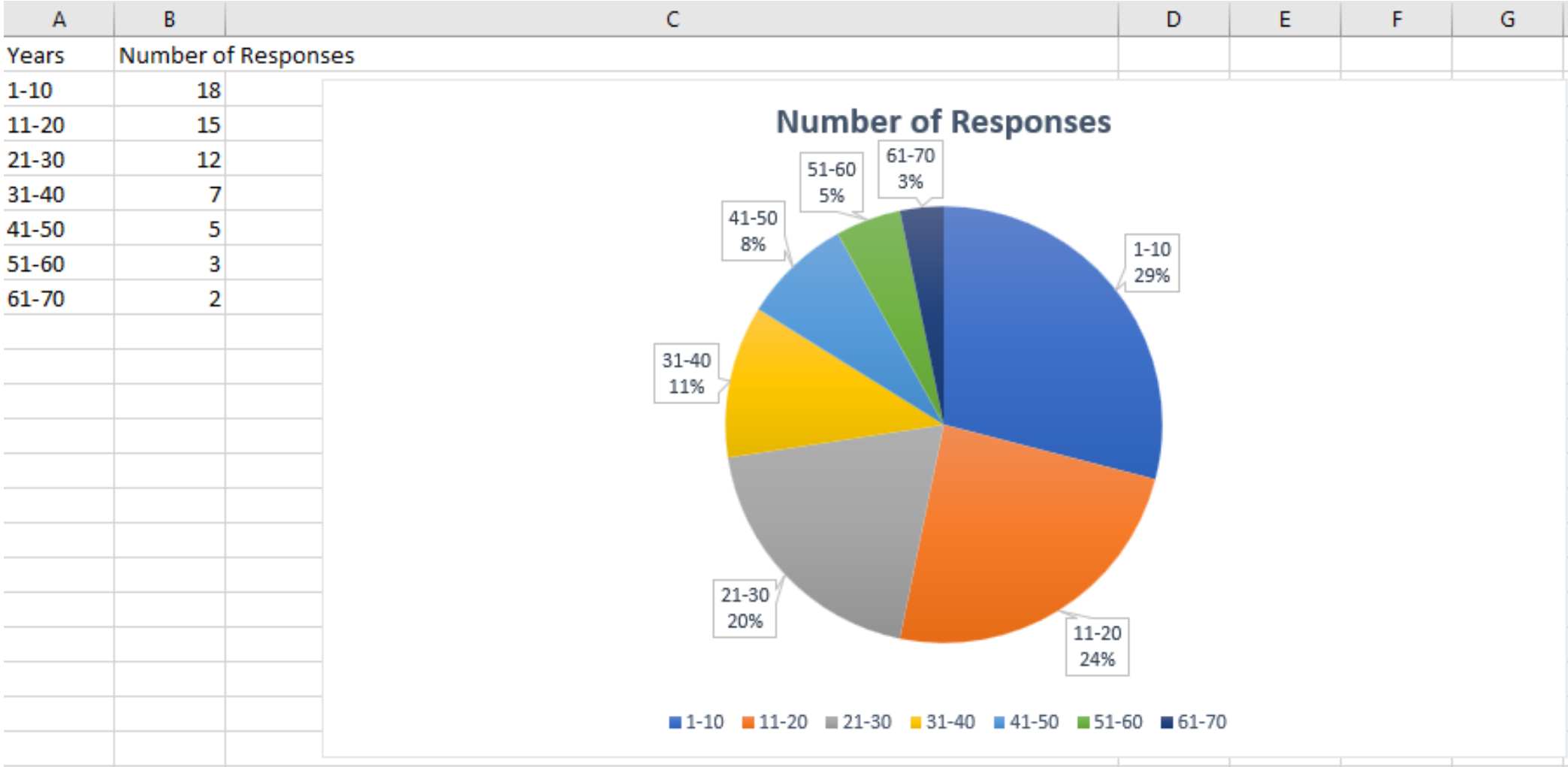
**26. To what extent are you satisfied with your interaction(s) with your law enforcement agency for other contacts or interactions?**

Answered: 135 Skipped: 0 Left Blank: 8



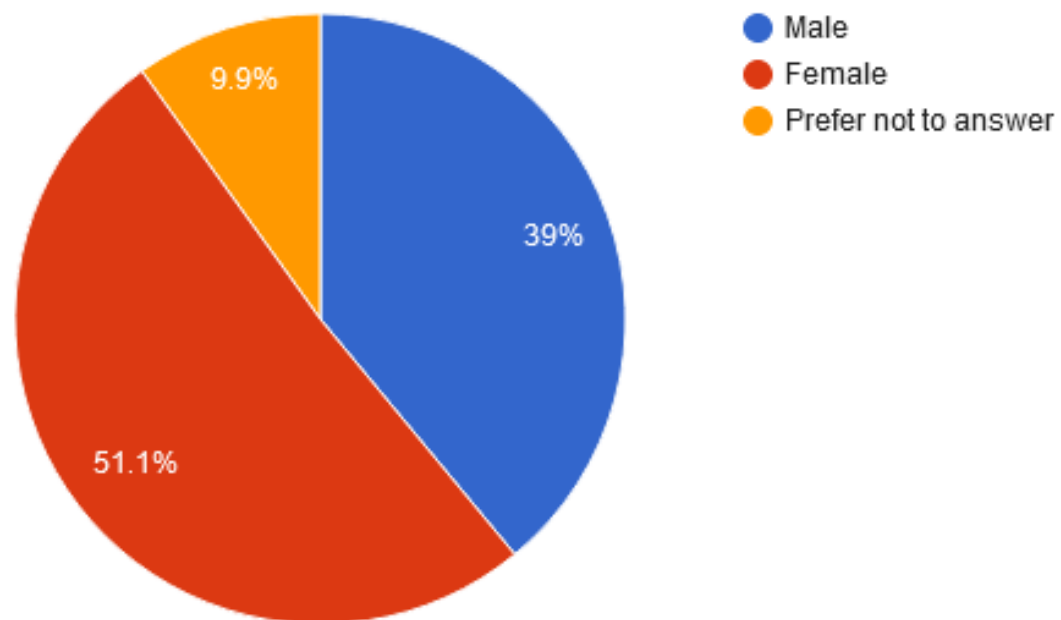
ANSWER CHOICES	RESPONSES	
Not at all	14.81%	20
A little	14.81%	20
Somewhat	27.41%	37
A lot	29.63%	40
To a great extent	13.33%	18
<b>TOTAL</b>		<b>135</b>

# How many years have you lived in your community?



## 28. What is your gender?

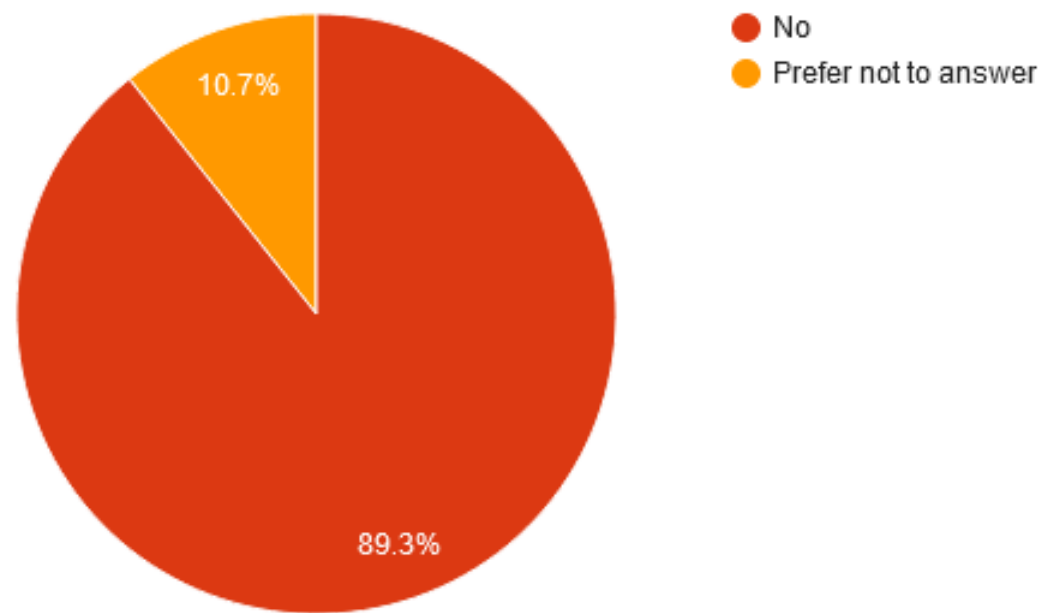
Answered: 141 Skipped: 0 Left Blank: 2



ANSWER CHOICES	RESPONSES	
Male	39.01%	55
Female	51.06%	72
Prefer not to answer	9.93%	14
<b>TOTAL</b>		<b>141</b>

### 29. Are you Hispanic or Latino?

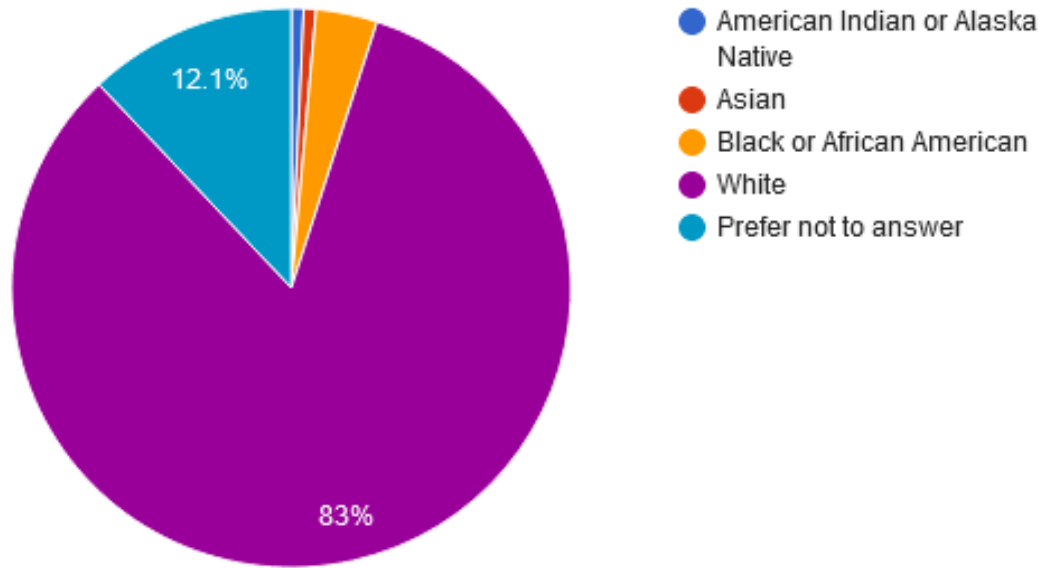
Answered: 140 Skipped: 0 Left Blank: 3



ANSWER CHOICES	RESPONSES	
Yes	0.00%	0
No	89.29%	125
Prefer not to answer	10.71%	15
<b>TOTAL</b>		<b>140</b>

### 30. What is your race?

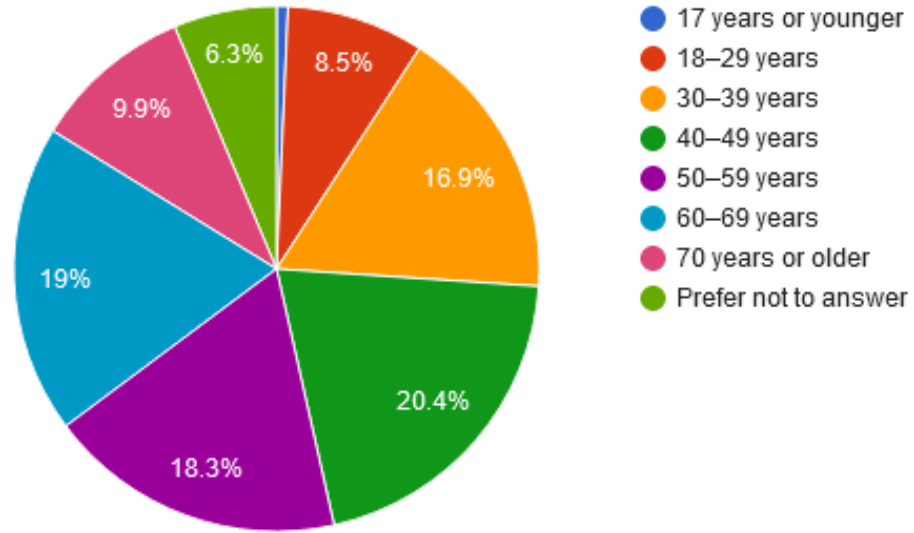
Answered: 141 Skipped: 0 Left Blank: 2



ANSWER CHOICES	RESPONSES	
American Indian or Alaska Native	0.71%	1
Asian	0.71%	1
Black or African American	3.55%	5
Native Hawaiian or other Pacific Islander	0.00%	0
White	82.98%	117
Prefer not to answer	12.06%	17
<b>TOTAL</b>		<b>141</b>

### 31. What is your age group?

Answered: 142 Skipped: 0 Left Blank: 1



ANSWER CHOICES	RESPONSES	
17 years or younger	0.70%	1
18-29 years	8.45%	12
30-39 years	16.90%	24
40-49 years	20.42%	29
50-59 years	18.31%	26
60-69 years	19.01%	27
70 years or older	9.86%	14
Prefer not to answer	6.34%	9
<b>TOTAL</b>		<b>142</b>